

SOUTH CENTRAL HUMAN RESOURCE AGENCY

ANNUAL REPORT 2013—2014

*Helping People
Help Themselves*



SOUTH CENTRAL
SC**HRA**
HUMAN RESOURCE AGENCY

**A public, non-profit agency serving people in need
since 1973.**

"An Equal Opportunity Employer and Service Provider"

**ANNUAL REPORT
2013 - 2014
TABLE OF CONTENTS**

Message from the Executive Director	Page 1
SCHRA PROFILE:	
Profile/Map	Page 2
Vision/Mission Statement	
SCHRA Programs At-a-Glance	Page 4
Senior Staff	Page 5
Organizational Chart	Page 7
Neighborhood Service Centers	Page 8
REGULATORY BODIES:	
Overview	Page 9
Board Officers	Page 10
Policy Council Committees	Page 11
SCHRA Governing Board	Page 12
SCHRA Policy Council	Page 13
FISCAL SERVICES:	
Combined Balance Sheet	Page 14
Combined Statement of Revenues & Expenditures	Page 15
Operating Budget	Page 17
PROGRAM SUMMARIES:	
Nutrition Services for the Elderly - Congregate	Page 20
Nutrition Services for the Elderly – Home Delivered	Page 21
Home & Community Based Services (Meals)	Page 22
Foster Grandparent Program	Page 24
Retired Senior Volunteer Program	Page 25
Volunteer Income Tax Assistance Program	Page 26
Senior Community Service Employment Program	Page 26
Low Income Home Energy Assistance Program	Page 28
Community Services Block Grant Program	Page 29
Homemaker Services/OPTIONS for the Elderly	Page 31
SSBG/Protective Service Homemaker Program	Page 33
Emergency Food Assistance Program	Page 34
Drug & Alcohol Safety Program	Page 35
Weatherization Assistance Program	Page 36
Community Corrections Program	Page 37
Fingerprinting Services	Page 38
Head Start/Early Head Start	Page 39
Community Representative Payee Program	Page 41
Notes	Page 42
IN MEMORY	Back cover

FROM THE EXECUTIVE DIRECTOR...



All in all, we had another good year considering the loss of revenues. It was our first year to be without ARRA monies to try to do more services with. We made it and still

maintained our “accountability and transparency.” More and more scrutiny came our way due to misdeeds done by other agencies and a lot of state lawmakers were calling for the end of the HRA’s and the Development Districts. Through much legwork in the halls of the General Assembly by many of both agencies from across the state most of them backed off and realized that every agency or development district was not the culprit/s in question. I do think that there will be some kind of legislation this coming session in 2014 to call for more accountability and board participation. With all that said, we did have a good year and continued to serve as many of your constituents and our clients that the funds would allow.

As we began the new year in July without Emily Satterfield for the first time in 45 years due to retirement the last day of June, we were saddened by her passing in August. She is not only missed by those of us here that worked with her but she is missed by Weatherization Program Directors across the state as well as many that work for the program at the state level. All levels of program management depended on Emily for guidance and knowledge as to what could be done and what couldn’t be done by the according to the federal codes.

We opened the new Head Start facility in Manchester and it is a really beautiful place for the children and staff to be occupying. We started the expansion project in Columbia and hope to be finished with it in a few more weeks. It is also going to be a beautiful facility and much better suited for Head Start than the current facility. We moved to a new facility in Centerville which was built for a day care facility and really fits our needs. The staff and all of us are proud of these three latest facilities and hope that we can keep our maintenance up to date and our facilities in outstanding readiness.

When sequestration hit us in the spring we had to make serious adjustments to many of our programs

and it was accomplished by a dedicated staff and a core of employees that took what came as professionals and understanding individuals. Attrition and retirement took care of most of the cuts and very few individuals actually had to “go home” so to speak. Some of those that were cut are now back due to others leaving their positions due to the Pre-K push in the local school systems. They need the degreed teachers also.

Again, thank you for your time and service to South Central HRA and to your constituents and our clients. I know, having been where many of you are, that it takes a great deal of time to attend the meetings of the Policy Council and the Executive Committee but I also know that you are dedicated to serving you constituents to the best of your abilities and seeing that they reap the rewards of our programs if so entitled. Thank you for your oversight and guidance and if any of us can be of service to you or any of you constituents, please call. At the end of the day we can all go home knowing that we have made a difference in someone’s life and it was for the better. We have so many in our 13 county region that depend on you and South Central for a lot of the things they could not get anywhere else. So you do make a difference just by referring them to the local neighborhood service center for help.

I also want to thank our Program Directors and their personnel for all the hard work they do here at the central office and across the 13 counties. We appreciate your local appropriation to help us reach our match monies for our state appropriations which go to help with some of the programs that might need some assistance and for improvements to our facilities.

I look forward to seeing you all at the annual meeting and I am sure that Patsy will have a wonderful program planned for your enjoyment. Thank you again for your service.

Sincerely,

A handwritten signature in cursive script that reads "James Coy Anderson".

James Coy Anderson
Executive Director

SOUTH CENTRAL HUMAN RESOURCE AGENCY

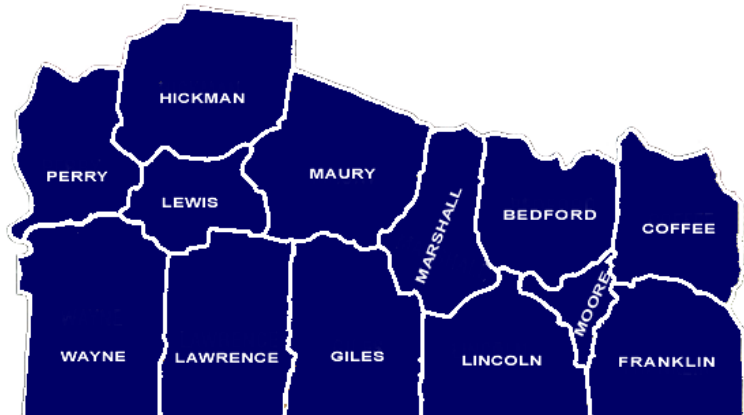
PROFILE

The South Central Human Resource Agency (SCHRA) was created July 11, 1973; and chartered as a public non-profit agency February 19, 1975. Its goal is to promote the development of human resources in South Central Tennessee through effective and efficient delivery of human services.

In the years that followed, the SCHRA expanded its programs and emerged as a recognized leader in helping economically disadvantaged, elderly and handicapped persons in the South Central Tennessee area.

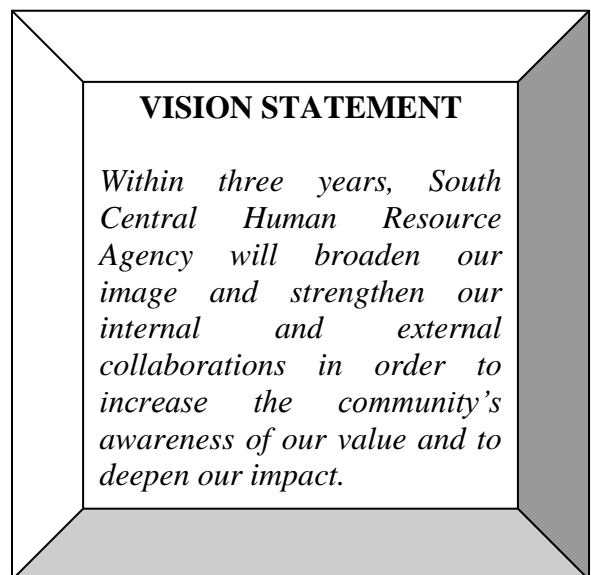
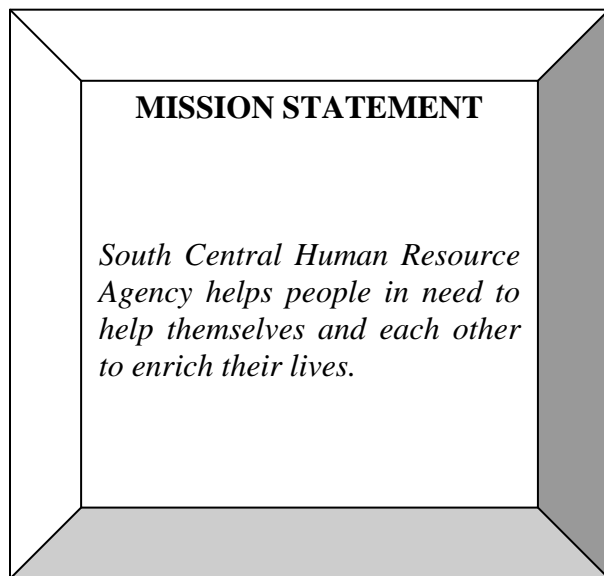
From our Central Office at 1437 Winchester Hwy. in Fayetteville, Tennessee, we strive to effectively deliver human service programs and oversee the coordination efforts through our 13 Neighborhood Service Centers located in each county. The following 13 counties served by the SCHRA contain over 6,500 square miles of vastly rural country and supports a population of approximately 423,012 individuals: Bedford, Coffee, Franklin, Giles, Hickman, Lawrence, Lewis, Lincoln, Marshall, Maury, Moore, Perry, and Wayne. Our Title V Program has expanded to four additional counties east of our area: Bledsoe, Grundy, Marion, and Sequatchie.

SCHRA has a Neighborhood Service Center (NSC) in each of our 13 counties to provide access to programs and referral to other services in the community. We have 21 Head Start Centers across our area, 3 Early Head Start Centers located in Bedford, Giles, and Lawrence counties, 3 Pre-K collaborations in Franklin, Maury, and Wayne counties. The Nutrition Program has 21 congregate meal sites and 2 main kitchens – one in Fayetteville, Lincoln County, and one in Hohenwald, Lewis County.



**SOUTH CENTRAL HUMAN RESOURCE AGENCY
MISSION AND VISION STATEMENT**

Our Strategic Planning Team met in April 2014 for an intensive three day workshop and created a new Mission and Vision Statement. Our goal is to re-visit these statements every three years to make sure they still meet our needs and goals. It is our wish that every employee and board member will be able to recite our Mission Statement.



SCHRA Programs At-a-Glance

Program	Goal
Home & Community Based Program (OPTIONS) Medicaid Waiver/Homemaker/Family Caregiver, Respite Sitter/Meals/Long Term Care Choices	Provides homemaker, personal care, sitter service, and home delivered meals to elderly and adults 18 years or older with a disability.
Foster Grandparents- FGP	Provides stipend volunteer opportunities for limited income persons age 55 and over to give support services to children with "special needs" in the community
Retired Senior Volunteer Program	Provides opportunities for retired persons age 55 and older to serve their communities through volunteerism.
Senior Community Service Employment Program - Title V	Assists economically disadvantaged people age 55 and older by providing immediate supplemental income, work experience, training and assistance with placement in permanent employment situations.
Low Income Energy Assistance Program - LIHEAP	Provides financial assistance for heating costs to elderly, handicapped and low income persons.
Community Services Block Grant - CSBG	Provides access to programs and services needed by elderly, handicapped and low-income persons through Neighborhood Service Centers.
Social Services Block Grant/Protective Service Homemaker	Provides support services to adults who have been threatened with abuse, neglect, or exploitation.
Emergency Food Assistance Program	Provide USDA donated food products to low income households at distribution held quarterly in each of our thirteen counties.
Weatherization Assistance Program	To improve energy efficiency and reduce energy costs of low income households by utilizing energy efficient materials.
Community Corrections Program	Provide alternative to incarceration for non-violent felony offenders.
Alcohol/Drug Safety Education	A court ordered education program providing a minimum of 12 hours of education pertaining to substance abuse, physiological and psychological aspects of alcohol and drug use.
Head Start/Early Head Start	Provide comprehensive educational opportunities for low-income and special needs children and empower families.
Food Service Program	Provides a hot nutritious noon-time meal to individuals for a fee without limited qualifications.
Nutrition Services for the elderly	Provides a hot nutritious noon-time meal at congregate meal sites for individuals 60 years of age and older, and delivers meals to eligible homebound.
Ensure	For sale to the public, with no qualifications, at a discounted price.
Catering	The Nutrition Program offers full service catering to the public for a fee, depending on what you order. The funds from catering help generate enough income to purchase equipment as needed and to help sustain the Nutrition program at five days a week.
Community Representative Payee Program	Provides money management services to assist persons who are incapable of keeping track of financial matters. Must receive Social Security or disability benefit and certified by a physician to be incapable of money management.
Private Pay Homemaker Services	Provides light housekeeping and respite sitter services, on a fee basis, with no limiting qualifications.
Volunteer Income Tax Program (VITA)	Volunteers complete annual tax returns for low and moderate income taxpayers free of charge.
Fingerprinting Service	Provides fingerprinting services to the public.

SCHRA SENIOR STAFF



Pat Bennett
Network Administrator



Donna Brazier
Nutrition/Homemaker Program Director



Bobbie Cox
Foster Grandparent
Program Director



Patsy Freeman
Executive Secretary



Pam Gray
Purchasing Officer



Jackie Hamlin
Retired Senior Volunteer Program
& Volunteer Income Tax Assistance
Program Director



Laure Hopper
Head Start/Early Head Start
Program Director

SENIOR STAFF continued



Judy McCleod
Correction Program Director
Fingerprinting



Cindy Miles
Community Services Program Director,
Weatherization, CRPP and DUI School
Program Director



Pamela Morris
Title V Program Director



Kenneth Parker
Maintenance Officer



Scarlet Patterson
Human Resource Manager



Jim Reynolds
Fiscal Officer

SOUTH CENTRAL HUMAN RESOURCE AGENCY
NEIGHBORHOOD SERVICE CENTERS

BEDFORD COUNTY	200 Dover St. Shelbyville, TN 37160	684-3015
COFFEE COUNTY	414 Wilson Avenue Tullahoma, TN 37388	461-0041
FRANKLIN COUNTY	107 N. Porter St., Suite 5 Winchester, TN 37398	967-1438
GILES COUNTY	937 W. College St. Pulaski, TN 38478	363-5382
HICKMAN COUNTY	101 College St. Centerville, TN 37033	729-5921
LAWRENCE COUNTY	15 Public Square Lawrenceburg, TN 38464	762-7863
LEWIS COUNTY	43 Smith Avenue Hohenwald, TN 38462	796-4825
LINCOLN COUNTY	1437 Winchester Hwy. Fayetteville, TN 37334	433-7182
MARSHALL COUNTY	1572 Old Columbia Hwy. Lewisburg, TN 37091	359-6393
MAURY COUNTY	208 West 5 th Street. Columbia, TN 38401	388-1173
MOORE COUNTY	251 Majors Blvd. P. O. Box 403 Lynchburg, TN 37359	759-7827
PERRY COUNTY	100 North Popular St. Linden, TN 37096	589-2130
WAYNE COUNTY	525 B Highway 64 E Waynesboro, TN 38485	722-3717

(931) area code

OVERVIEW OF SCHRA REGULATORY BODIES THE GOVERNING BOARD, EXECUTIVE COMMITTEE & POLICY COUNCIL

The corporate powers of the South Central Human Resource Agency (SCHRA) are vested in its Governing Board, which is responsible for fulfilling Agency objectives and establishing policy guidelines and direction. The SCHRA Governing Board has delegated authority to the Executive Committee of the South Central Tennessee Development District (SCTDD) to act for it, and has authorized the Policy Council to administer Agency activities within the framework of established policies and in conformance with Federal/State program guidelines.

The SCHRA Governing Board is composed of representatives from each of the 13 counties that the Agency serves. Membership consists of the county executive/mayor of each county, the mayor of each municipality, thirteen human resource representatives appointed by the county mayor/executive, and one state senator and one state representative whose districts lie within the Development District.

Similarly, the Executive Committee of the SCTDD is comprised of 13 county/metro executives, three minority representatives, one state senator, one state representative, and six city mayors; and, as authorized, acts for the Governing Board.

The membership of the Policy Council is comprised of one third elected public officials currently holding office, one third are persons chosen in accordance with democratic selection procedures to assure that they are representatives of the poor in the area they serve, and the remainder members are officials or members of business, industry, religious, welfare, education, and other major groups with interest in the community. This is known as a tri-partite board to insure compliance with the Community Services Block Grant Act.

Additionally, serving on the Policy Council in a voting status, is a Head Start Policy Council Representative, and in a non-voting status a Licensed Attorney, Financial Management Representative, and an Early Childhood Education Representative. These seats on our board are to meet the requirements of the Head Start Act.

The Policy Council meets six times (bi-monthly) a year; the Executive Committee of the SCTDD, acting for the SCHRA Governing Board, meets in concert with and ratifies Policy Council Actions including program budgets, proposals, and contracts approved by the Policy Council. The SCHRA Governing Board meets annually.

The members of these bodies play a critical role in overseeing programs, ratifying policies and helping to plan the future of our Agency. Without a strategy based on knowledge and placed in the hands of competent and concerned individuals, we would have only random ideas without a guiding purpose or direction.

**SOUTH CENTRAL HUMAN RESOURCE AGENCY
OFFICERS 2013-2014**



**MAYOR JANET VANZANT
Policy Council/Governing Board
CHAIRPERSON**



**Mayor Peggy Bevels
Policy Council
Vice Chairperson**



**Mrs. Joanne Lord
Policy Council Secretary**



**Mayor David Pennington
Governing Board
Vice Chairman**



**Mayor Wallace Cartwright
Governing Board
Secretary**

2012- 2013 BOARD OFFICERS (at June 30, 2014)

SCHRA GOVERNING BOARD/SCHRA EXECUTIVE COMMITTEE:

Giles County Mayor Janet Vanzant.....Chairperson
Coffee County Mayor David Pennington.....Vice-Chairman
Shelbyville Mayor Wallace Cartwright.....Secretary

SCHRA POLICY COUNCIL:

Giles County Mayor Janet Vanzant.....Chairperson
Lincoln County Mayor Peggy Bevels.....Vice-Chairperson
Mrs. Joanne Lord.....Secretary

SCHRA POLICY COUNCIL COMMITTEES (at June 30, 2014):

BUDGET/STATE APPROPRIATIONS:

County Mayor Janet Vanzant, Chr.
County Mayor Jason Rich
Mrs. Barbara Boyett
County Mayor Richard Stewart
Mr. Dolan Eady
Metro/County Mayor Sloan Stewart

PERSONNEL:

Mrs. Sandy Calvert, Chairperson
Mr. Wayne Limbaugh
County Mayor John Carroll
Mr. Willie Lee Leslie
Ms. Sandra Minatra
County Mayor Peggy Bevels

GRIEVANCE:

County Mayor Eugene Ray, Chr.
County Mayor David Pennington
Mr. Dolan Eady
Ms. Sue Turnbow
Ms. Melanie Smith
Mr. David Duren

NOMINATING/BY-LAWS:

County Mayor David Pennington, Chr.
Mr. David Duren
Mr. Will P. Martin
County Mayor Joe Boyd Liggett
County Mayor Van Ward

PROPERTY:

County Mayor Joe Boyd Liggett, Chrm.
Mr. Tom Holland, Financial Rep.
Mr. Eugene Richardson
Attorney Cathy Conley, Legal Rep.
Mrs. Joanne Lord
Mrs. Nancy Hibler
County Mayor Steve Gregory
County Mayor J. Mack Chandler

PROGRAM APPEALS:

County Mayor Peggy Bevels
Mr. Willie Lee Leslie
City Mayor Wallace Cartwright
Mr. Dolan Eady
Ms. Barbara Boyett

CSBG Service Priority Setting:

County Mayor John Carroll, Chairman
Mr. Will P. Martin
County Mayor James Lee Bailey
Mr. Wayne Limbaugh
Ms. Sandy Calvert
Ms. Sandra Minatra

**SOUTH CENTRAL HUMAN RESOURCE AGENCY
GOVERNING BOARD 2013-2014***

BEDFORD COUNTY

County Mayor Eugene Ray
Mayor Dennis Webb-Bell Buckle
Mayor Larry Nee-Normandy
Mayor Wallace Cartwright-Shelbyville
Mayor Ron Stacy-Wartrace
Mr. Will P. Martin

COFFEE COUNTY

County Mayor David Pennington
Mayor Lonnie Norman-Manchester
Mayor Lane Curlee-Tullahoma
Mr. Rennie Bell

FRANKLIN COUNTY

County Mayor Richard Stewart
Mayor Joyce Brown-Cowan
Mayor Robin Smith-Decherd
Mayor Tony DeMatteo-Estill Springs
Mayor Patrick Matthews-Huntland
Mayor Terry Harrell-Winchester
Ms. Melanie Smith

GILES COUNTY

County Mayor Janet Vanzant
Mayor Tim McConnell-Ardmore
Mayor Pat Ford-Pulaski
Mayor Carolyn Thompson-Elkton
Mayor Charles Jett-Lynnville
Mayor Tracy Wilburn-Minor Hill
Ms. Sandra Minatra

HICKMAN COUNTY

County Mayor Steve Gregory
Mayor Gary Jacobs-Centerville
Ms. Shirley DeVore

LAWRENCE COUNTY

County Executive J. Mack Chandler
Mayor Rex Johnson-Ethridge
Mayor David Workman-Lawrenceburg
Mayor Fred Simbeck-Loretto
Mayor Benji Barnett-St. Joseph
Ms. Sandy Calvert

LEWIS COUNTY

County Mayor Van Ward
Mayor Johnny Clayton-Hohenwald
Ms. Sue Turnbow

LINCOLN COUNTY

County Mayor Peggy Bevels
Mayor John Ed Underwood-Fayetteville
Mayor James Owen-Petersburg
Mr. Willie Lee Leslie

MARSHALL COUNTY

County Mayor Joe Boyd Liggett
Mayor Danny Bingham-Chapel Hill
Mayor Amos Davis-Cornersville
Mayor Jim Bingham-Lewisburg
Ms. Barbara Boyett

MAURY COUNTY

County Mayor James Lee Bailey
Mayor Dean Dickey-Columbia
Mayor Maury Colvett-Mt. Pleasant
Mayor Rick Graham-Spring Hill
Mr. Eugene Richardson

MOORE COUNTY

Metropolitan Executive Sloan Stewart
Mr. Dolan Eady

PERRY COUNTY

County Mayor John Carroll
Mayor Jim Azbill-Linden
Mayor Robby Moore-Lobelville
Mrs. Joanne Lord

WAYNE COUNTY

County Mayor Jason Rich
Mayor Robert Culp-Clifton
Mayor Robert Vencion-Waynesboro
Mayor Glenn Brown-Collinwood
Mr. Warren Miller

Representative Judd Matheny
Senator Jim Tracy

*at June 30, 2013

**SOUTH CENTRAL HUMAN RESOURCE AGENCY
POLICY COUNCIL 2013-2014**

BEDFORD COUNTY

County Mayor Eugene Ray
Mr. Will P. Martin

COFFEE COUNTY

County Mayor David Pennington
Mr. Wayne Limbaugh
Attorney Cathy Conley, Legal Rep.

FRANKLIN COUNTY

County Mayor Richard Stewart
Mrs. Melanie Smith
Mrs. Nancy Hibler, HS/EHS Chairperson

GILES COUNTY

County Mayor Janet Vanzant
Ms. Sandra Minatra

HICKMAN COUNTY

County Mayor Steve Gregory
Ms. Shirley DeVore

LAWRENCE COUNTY

County Executive J. Mack Chandler
Mrs. Sandy Calvert

LEWIS COUNTY

County Mayor Van Ward
Ms. Sue Turnbow
Ms. Wanda Hinson, Education Rep.

LINCOLN COUNTY

County Mayor Peggy Bevels
Mr. Willie Lee Leslie
Mr. Tom Holland, Financial Rep.

MARSHALL COUNTY

County Mayor Joe Boyd Liggett
Ms. Barbara Boyett

MAURY COUNTY

County Mayor James Lee Bailey
Mr. Eugene Richardson

MOORE COUNTY

Metropolitan Executive Sloan Stewart
Mr. Dolan Eady

PERRY COUNTY

County Mayor John Carroll
Ms. Joanne Lord

WAYNE COUNTY

County Mayor Jason Rich
Mr. David Duren

**SOUTH CENTRAL HUMAN RESOURCE AGENCY
COMBINED BALANCE SHEET
JUNE 30, 2014**

ASSETS

Cash	\$ 418,899.16
Cash - Liquid Funds Account - Restricted	272,418.03
Local Gov't Investment Pool	171.46
Certificate of Deposit - Construction	459,000.00
Cash – Community Representative Payee Program	359,099.80
Inventory - Consumable Supplies	14,174.63
Prepayments	23,632.42
Due from Grantors	<u>1,479,222.71</u>
Current Assets	<u>\$3,026,618.21</u>
Land & Buildings	1,450,222.74
Leasehold Improvements	852,888.79
Vehicles & Other Equipment	1,247,706.16
Accumulated Depreciation	<u>(1,525,497.61)</u>

TOTAL ASSETS **\$5,051,938.29**

LIABILITIES AND FUND EQUITY

Liabilities:

Accounts Payable	\$ 932,956.34
Withholdings & Benefits Payable	111,718.47
Accrued Audit Fee	37,920.00
Accrued Leave	245,727.80
Due to CRPP	-
Due to Grantors	428,349.48

Excess Expenditures at June 30, 2014 50,779.73

Notes Payable – Building -

TOTAL LIABILITIES **\$ 1,807,451.82**

Fund Equity:

Investment in Land & Buildings	\$ 1,450,222.74
Investment in Leasehold Improvements	852,888.79
Investment in other Fixed Assets	1,247,706.16
Accumulated Depreciation	<u>(1,525,497.61)</u>

Fund Balance – Restricted 510,833.99

Fund Balance - Unrestricted 708,332.40

TOTAL FUND EQUITY **\$3,244,486.47**

TOTAL LIABILITIES AND FUND EQUITY **\$5,051,938.29**

This statement does not include in-kind contribution activities.
This statement for the twelve months ending June 30, 2014 is subject to audit adjustments.

**SOUTH CENTRAL HUMAN RESOURCE AGENCY
COMBINED STATEMENT OF REVENUES AND EXPENDITURES
FOR THE TWELVE MONTHS ENDED JUNE 30, 2014**

REVENUES

Head Start	\$6,744,199.18
Head Start Training & Technical Assistance	82,152.12
Early Head Start	512,342.12
EHS Training & Technical Assistance	13,529.98
Head Start Restricted	4,764.55
Community Services Block Grant	694,740.67
Community Services Block Grant restricted	4,692.00
Protective Service Homemaker Program (SSBG)	211,833.66
Low Income Home Energy Assistance Program - DHS	718,660.60
Low Income Home Energy Assistance Program – THDA	3,028,603.09
Weatherization Assistance Program	186,928.85
Rebuild & Recover – Lincoln County	108.64
State Appropriations	184,822.00
SCHRA Discretionary Account	44,692.52
SCHRA Special Project	2,199.84
Alcohol & Drug Safety Program	19,083.08
Ensure	63,065.75
Nutrition Services for the Elderly	1,403,639.31
Food Service Program	1,125,902.48
Homemaker Services	466,170.83
Community Corrections Program	480,068.48
Fingerprinting Program	2,361.00
DNA	164.50
Senior Community Services Project Title V - SSAI	675,884.00
Volunteer Income Tax Assistance	28,941.28
Retired Senior Volunteer Program – CNS 13/14	29,051.10
Retired Senior Volunteer Program – Restricted	-
Foster Grandparents Program	277,062.00
Foster Grandparents Program – Restricted	2,911.06
TN Emergency Food Assistance Program PY' 9/13	53,375.95
TN Emergency Food Assistance Program PY' 9/14	57,100.52
TN Emergency Food Assistance Program Restricted	826.00
Community Representative Payee Program	<u>90,230.58</u>

TOTAL REVENUES **\$17,210,107.74**

COMBINED STATEMENT OF REVENUES AND EXPENDITURES cont'd

EXPENDITURES

Head Start	\$6,744,199.18
Head Start Training & Technical Assistance	82,152.12
Early Head Start	512,342.12
EHS Training & Technical Assistance	13,529.98
Head Start – Restricted	2,652.52
Community Services Block Grant - Restricted	928.02
Community Services Block Grant	694,740.66
Protective Service/Homemaker Program (SSBG)	240,283.48
Low Income Home Energy Assistance Program – DHS	718,660.60
Low Income Home Energy Assistance Program - THDA	3,028,603.09
Weatherization Assistance Program	186,928.85
Rebuild & Recover – Lincoln County	108.64
State Appropriations	80,910.37
SCHRA Discretionary Account	53,064.92
SCHRA Special Project	1,874.96
Alcohol & Drug Safety Program	14,159.37
Ensure	55,682.57
Nutrition Services for the Elderly	1,452,320.32
Food Service Program	1,141,481.18
Homemaker Services - SCTDD	441,883.13
Community Corrections Program	480,068.48
Fingerprinting Program	754.18
DNA	21.37
Senior Community Services Project Title V – SSAI	675,884.55
Volunteer Income Tax Assistance	31,645.97
Retired Senior Volunteer Program – CNS 13/14	33,197.92
Retired Senior Volunteer Program – Restricted	181.71
Foster Grandparents Program	279,346.59
Foster Grandparents Program – Restricted	321.76
TN Emergency Food Assistance Program PY'13	53,375.95
TN Emergency Food Assistance Program PY'14	57,100.52
TN Emergency Food Assistance Program – Restricted	-
Community Representative Payee Program	80,922.93

TOTAL EXPENDITURES **\$ 17,159,328.01**

Excess of Revenues Over (Under) Expenditures **\$ (50,779.73)**

**SOUTH CENTRAL HUMAN RESOURCE AGENCY
OPERATING BUDGET 2013/2014**

PROGRAM	PROJECT PERIOD	FUNDING SOURCE	FUNDING AVAILABLE	FUNDS UTILIZED
AGING				
Nutrition Services for the Elderly:				
Title III-C Congregate Meal Service	07-01-13/06-30-14	South Central TN Development District	573,194	559,399
Title III-C Home Delivered Meal Service	07-01-13/06-30-14	South Central TN Development District	444,330	466,060
OPTIONS Home Delivered Meal Service	07-01-13/06-30-14	South Central TN Development District	100,600	106,597
Family Care Giver Home Delivered Meal Service	07-01-13/06-30-14	South Central TN Development District	10,135	10,884
AmeriChoice LTC Home Delivered Meal Service	07-01-13/06-30-14	AmeriChoice	143,539	153,783
AmeriGroup LTC Home Delivered Meal Service	07-01-13/06-30-14	AmeriGroup	103,942	113,805
Blue Care LTC Home Delivered Meal Service	07-01-13/06-30-14	BlueCare	2,699	3,279
Private Pay Home Delivered Meal Service	07-01-13/06-30-14	Agency Performance Based	38,996	38,513
Ensure Program	07-01-13/06-30-14	Agency Performance Based	63,066	55,683
Homemaker Services for the Elderly:				
Title III-B Homemaker Services	07-01-13/06-30-14	South Central TN Development District	58,887	53,638
OPTIONS Homemaker Services	07-01-13/06-30-14	South Central TN Development District	74,736	68,075
Family Caregiver Homemaker Services	07-01-13/06-30-14	South Central TN Development District	8,575	7,810
OPTIONS Personal Care Services	07-01-13/06-30-14	South Central TN Development District	17,278	15,677
AmeriChoice LTC Personal Care Services	07-01-13/06-30-14	AmeriChoice	121,551	110,286
AmeriGroup LTC Personal Care Services	07-01-13/06-30-14	AmeriGroup	42,640	39,024
Family Caregiver Sitter Services	07-01-13/06-30-14	South Central TN Development District	29,502	26,768
AmeriChoice LTC Respite Services	07-01-13/06-30-14	AmeriChoice	3,008	3,439
AmeriChoice LTC Attendant Care Services	07-01-13/06-30-14	AmeriChoice	101,246	107,853
AmeriGroup LTC Attendant Care	07-01-13/06-30-14	AmeriGroup	8,748	9,316
Retired Senior Volunteer Program	04-01-13/03-30-14	Corp. for National & Community Service	29,051	33,198
Retired Senior Volunteer Program-Restricted		Local	-	182
Foster Grandparent Program	07-01-13/06-30-14	Corp. for National & Community Service	277,062	279,347
Foster Grandparent Program – Restricted	07-01-13/06-30-14	Local	2,911	322
EMPLOYMENT AND TRAINING				
Senior Community Service Employment Program	07-01-13/07-30-14	Senior Service America, Inc.	675,884	675,885

PROGRAM	PROJECT PERIOD	FUNDING SOURCE	FUNDING AVAILABLE	FUNDS UTILIZED
CHILDREN AND YOUTH SERVICES				
Head Start	07-01-13/06-30-14	U. S. Dept. of Health & Human Services	6,581,304	6,454,598
Head Start Training & Technical Assistance	07-01-13/06-30-14	U. S. Dept. of Health & Human Services	82,214	82,152
Head Start – USDA	07-01-13/06-30-14	TN Department of Human Services	289,601	289,601
Head Start – Restricted Fund	07-01-13/06-30-14	Local	4,765	2,653
Early Head Start	07-01-13/06-30-14	U. S. Dept. of Health & Human Services	566,991	498,314
Early Head Start Training & Technical Asst.	07-01-13/06-30-14	U. S. Dept. of Health & Human Services	14,175	13,530
Early Head Start – USDA	07-01-13/06-30-14	TN Dept. of Human Services	14,028	14,028
ENERGY ASSISTANCE				
Low Income Home Energy Assistance Program	07-01-13/09-30-13	Tennessee Department of Human Services	802,852	718,661
Low Income Home Energy Assistance Program	10-01-13/06/30/14	TN Housing Development Agency	3,835,887	3,028,603
Weatherization Assistance Program	12-01-12/06-30-14	Tennessee Housing Development Agency	202,460	186,929
CORRECTIONS AND REHABILITATIONS				
Community Corrections Program	07-01-13/06-30-14	TN Department of Corrections	491,448	445,885
Community Corrections Program	07-01-13/06-30-14	Local Performance Based	34,184	34,184
DUI/Alcohol Safety Services	07-01-13/06-30-14	Local Performance Based	19,083	14,159
Fingerprinting Services	07-01-13/06-30-14	Local Performance Based	2,361	754
DNA Services	07-01-13/06-30-14	Local Performance Based	165	21
SUPPORT AND EMERGENCY SERVICES				
Social Services Block Grant Homemaker Program	07-01-13/06-30-14	Tennessee Department of Human Services	220,000	192,219
Social Services Block Grant Homemaker Program	07-01-13/06-30-14	Local Governments	19,615	19,615
Social Services Block Grant Homemaker Program	07-01-13/06-30-14	State and Local Appropriations	-	28,450
Tennessee Emergency Food Assistance Program	10-01-12/09-30-13	Tennessee Department of Agriculture	53,376	53,376
Tennessee Emergency Food Assistance Program	10-01-13/09-30-14	Tennessee Department of Agriculture	98,000	57,101
TN Emergency Food Assistance Prog -Restricted	07-01-13/06-30-14	Agency	826	-
Community Representative Payee Administration	07-01-13/06-30-14	Agency Performance-based	90,231	80,923
Volunteer Income Tax Assistance	10-01-13/06-30-14	United Way of Metropolitan Nashville	35,000	31,646
Build and Recover – Lincoln County	06-01-14/05-31-15	Tennessee Housing Development Agency	400,000	109
INFORMATION AND REFERRAL				
Community Services Block Grant	07-01-13/06-30-14	Tennessee Department of Human Services	869,700	694,741
Community Services Block Grant – Restricted	07-01-13/06-30-14	South Central TN Development District	4,692	928

PROGRAM SUPPORT

State and Local Appropriations

07-01-13/06-30-14

State of Tennessee & Local Governments

184,822

80,910

AGENCY ENTERPRISE

Food Services

07-01-13/06-30-14

Agency

1,125,902

1,141,481

Service Project

07-01-13/06-30-14

Agency

2,200

1,875

Agency Discretionary Fund

07-01-13/06-30-14

Agency

44,693

53,065

GRAND TOTAL

\$19,022,155

\$17,159,334

NUTRITION SERVICES FOR THE ELDERLY

CONGREGATE MEALS

Donna Brazier, Program Director

STAFF: 40

FUNDING SOURCE: SCTDD/TCOA and participant contributions

CLIENTS SERVED: 552

PROGRAM OBJECTIVE: To help the frail and elderly individuals aged 60 or over eat adequately by providing a noon-time meal in a congregate or home delivered setting. The development of skills and/or knowledge to help the elderly select and prepare nourishing and well-balanced meals is also of primary concern. The program is

committed to insuring the dignity of every person and underlining their importance through continued social contact and activities which minimize the need for institutionalism in nursing homes or other comparable facilities.



SERVICES PROVIDED: Meals were served at 21 nutrition meal sites. The following is a break-out by county of participants and meals served:

County	Clients	Meals	County	Clients	Meals
Bedford	45	7,070	Lincoln	35	4,480
Coffee	84	14,220	Marshall	46	6,578
Franklin	55	7,859	Maury	53	6,867
Giles	30	3,738	Moore	18	2,364
Hickman	15	2,136	Perry	56	9,600
Lawrence	45	7,109	Wayne	37	5,988
Lewis	33	3,979	TOTAL	552	81,988

PARTICIPANT ELIGIBILITY: A person 60 or older and the spouse of the person, regardless of age, are eligible to participate in Nutrition services.

ACCOMPLISHMENTS: Supplemented food to meal sites, Volunteer Appreciation Days, the Foster Grandparent Program meetings, Summer Youth Program, and served Head Start.

NUTRITION SERVICES FOR THE ELDERLY

HOME DELIVERED MEALS

Donna Brazier, Program Director

STAFF: 40

BUDGET: Based on a unit cost of \$6.00 hybrid (cold) meals; \$7.00 hot meals

FUNDING SOURCE: South Central TN Development District/TCOA and participant contributions

CLIENTS SERVED: 439

PROGRAM OBJECTIVE: To help the frail and elderly individuals aged 60 or over eat adequately by providing a noon-time meal in a home delivered setting. The development of skills and/or knowledge to help the elderly select and prepare nourishing and well-balanced meals is also of primary concern. Meals are provided to those who have limited mobility which may impair their capacity to shop and cook for themselves. The program is committed to insuring the dignity of every person and underlining their importance through continued social contact and activities which minimize the need for institutionalism in nursing homes or other comparable facilities.



SERVICES PROVIDED: Home Delivered Meals

County	Clients	Meals	County	Clients	Meals
Bedford	56	5,518	Lincoln	27	3,969
Coffee	48	8,508	Marshall	51	8,948
Franklin	49	8,412	Maury	57	10,609
Giles	26	4,421	Moore	10	1,353
Hickman	19	3,729	Perry	10	1,923
Lawrence	37	5,185	Wayne	28	5,166
Lewis	21	3,015	TOTAL	439	70,756

Volunteers are a vital part of our Home-Delivered Meal programs and the success of the programs would not be possible without them.

HOME & COMMUNITY BASED PROGRAM (OPTIONS)

CAREGIVER, OPTIONS, LONG TERM CARE CHOICES HOME DELIVERED MEALS

Donna Brazier, Program Director

PROGRAM STAFF: 40

BUDGET: Based upon a unit cost of \$6.00 hybrid (cold) meals; \$7.00 hot meals

FUNDING SOURCE: South Central TN Development District, AmeriGroup, AmeriChoice, and Blue Care

PROGRAM OBJECTIVE: To help the frail and disabled aged 18 years or older to eat adequately. The program provides a noon-time meal in a home delivered setting. The program is committed to insuring the dignity of every person and underlining their importance through continued social contact and activities. This helps minimize the need for institutionalism in nursing homes or other comparable facilities.

PROGRAM ELIGIBILITY: A person 18 years of age or older who has limited mobility that may impair their ability to cook for themselves.

SERVICES PROVIDED: Through June 30, 2013, the following home-delivered meals were provided:

OPTIONS			OPTIONS		
County	Meals	Clients	County	Meals	Clients
Bedford	2,202	11	Lincoln	550	04
Coffee	1,170	09	Marshall	3,893	22
Franklin	1,514	09	Maury	2,708	15
Giles	763	06	Moore	263	01
Hickman	765	04	Perry	254	02
Lawrence	1,026	05	Wayne	1,117	05
Lewis	680	03	TOTAL	16,905	96

CAREGIVER			CAREGIVER		
County	Meals	Clients	County	Meals	Clients
Bedford	0	0	Lincoln	171	1
Coffee	0	0	Marshall	262	1
Franklin	298	2	Maury	524	2
Giles	130	1	Moore	0	0
Hickman	0	0	Perry	0	0
Lawrence	526	2	Wayne	47	1
Lewis	0	0	Total	1,958	10

<i>Long Term Care Choices</i>			<i>Long Term Care Choices</i>		
County	Meals	Clients	County	Meals	Clients
Bedford	3,417	20	Lincoln	3,471	18
Coffee	6,570	40	Marshall	3,898	30
Franklin	1,895	12	Maury	7,612	40
Giles	4,685	27	Moore	546	3
Hickman	1,556	10	Perry	1,276	8
Lawrence	5,161	30	Wayne	3,074	18
Lewis	2,385	14	TOTAL	45,546	270

FOOD SERVICE PROGRAM: The Nutrition Program provides a hot, nutritious noon-time meal to individuals for a fee without limited qualifications. These meals can be delivered to your home or place of business.

ENSURE PROGRAM: Ensure is available by the case in assorted flavors to the public at a discounted price. Not to be resold.

CATERING SERVICE: The Nutrition Program offers professional catering services to help generate enough income to purchase equipment as needed and to help sustain the Nutrition Program at five days a week. The catering dollars pay for the cost of food, utility maintenance and labor cost of each job. The remaining money goes back into the program. Without the



additional dollars, the Nutrition Congregate Program would only be in operation four days a week. This would mean that 1850 – 2000 meals per month would be cut and create a higher number of seniors going hungry in our communities. We strive hard to continue keeping seniors fed and in their homes instead of an institution of some kind. For catering services please contact the Nutrition Department at 931-433-7182, ext.138 or 1-800-221-2642, ext. 138.

Our catering services have increased tremendously over this past year. We had 168 catering jobs in Program Year 2013. This increase is largely due to word of mouth by our satisfied customers.

FOSTER GRANDPARENT PROGRAM

Bobbie Cox, Program Director

PROGRAM STAFF: 1 part-time

FUNDING SOURCE: Corporation for National & Community Service

VOLUNTEERS: 63



PROGRAM OBJECTIVE: To provide stipend volunteer opportunities for limited income persons age 55 and over to give supportive services to children with "special needs" in the community.

SERVICES PROVIDED: Volunteers (foster grandparents) help infants abandoned at birth, addicted to drugs, assist children and adolescents with learning disabilities, those who have been abused, and/or neglected. Volunteers also help teen parents and their offspring. Foster Grandparents serve in volunteer stations such as Head Start, public schools, day care centers, shelters for abused women and children, and after school programs.

Foster Grandparents and children served are as follows:

COUNTY	VOLUNTEERS	CHILDREN
Bedford	1	3
Coffee	0	0
Franklin	4	23
Giles	8	41
Hickman	0	0
Lawrence	11	54
Lewis	0	0
Lincoln	15	63
Marshall	7	27
Maury	0	0
Moore	0	0
Perry	1	8
Wayne	16	56
Total	63	275



PROGRAM ELIGIBILITY: Applicants must be at least 55 years old, willing to serve an average of 20 hours per week and meet 200% income guidelines. Persons with disabilities are welcome to serve. Volunteers receive a modest tax-free allowance or stipend and an annual physical exam.

ACCOMPLISHMENTS: We have developed a new collaboration with Gifts In-Kind 360 and Bed, Bath, and Beyond. The FGP volunteers are receiving bedding, pots, pans, sheets, towels, small appliances, and much more.

RETIRED SENIOR VOLUNTEER PROGRAM

Jackie Hamlin, Program Director

STAFF: 1 part-time/Title V Staff – Romine Berryhill

FUNDING SOURCE: Corporation for National & Community Service

VOLUNTEERS: 240

PROGRAM OBJECTIVE: The Retired Senior Volunteer Program is a locally run, federally legislated grant program which provides opportunities for retired persons 55 and older to serve their communities in volunteering on a regular basis in a variety of settings. Volunteers serve in locally run, cost effective programs.

SERVICES PROVIDED: RSVP offices are located in Bedford, Coffee, Franklin, Lincoln, and Moore counties. Services being provided by volunteers are: meal delivery for the elderly homebound, telephone reassurance program for shut-ins living alone, visitation in hospitals, assist nursing homes with special projects (bingo, letter writing, singing programs, visitation), income tax preparation assistance, assist Senior Citizen Centers with craft/ceramic items for indigent patients at nursing homes, hospitals, volunteer van drivers, also Medicare/Medicaid assistance and adult literacy training.

PARTICIPANT ELIGIBILITY: Anyone age 55 or over will be given an opportunity to contribute their time, experience, knowledge and other interests to their community. The most important qualification is a willingness to serve!

ACCOMPLISHMENTS: Without the RSVP volunteers, the Volunteer Income Tax Program (VITA) would not have had the success it has had over the past five years.

RSVP hosted a volunteer breakfast and partnered with the Fayetteville/Lincoln County Chamber of Commerce and Lincoln County Museum Board for the recruitment of volunteers for these organizations.

CHALLENGE: As of the end of March 2014, the Retired Senior Volunteer Program was not renewed. Re-competition for the program has opened up for Fiscal Year 2015 and SCHRA will apply for the grant again.

VOLUNTEER INCOME TAX ASSISTANCE (VITA)

Jackie Hamlin, Program Director

FUNDING SOURCE: United Way of Metropolitan Nashville

COORDINATORS: 3

VOLUNTEERS: 30

VITA is an IRS grant that is designed to help low and moderate income taxpayers have their annual tax return completed by IRS certified volunteers. This is a seasonal program.



SCHRA joined a coalition with United Way of Metropolitan Nashville in 2008 to administer the VITA (Volunteer Income Tax Assistance) Program across the 13 counties that SCHRA serves and have continued this partnership for six tax seasons.

In program year FY'14, VITA volunteers prepared 1,983 tax returns. Based on \$250.00 per return, we saved the tax payers in our communities \$495,750. We have applied for the grant again for the upcoming year and hopefully we will be able to continue providing this much needed service. We could not have accomplished this project if it had not been for the 30 dedicated volunteers that assisted us with the preparation of the returns.

SENIOR COMMUNITY SERVICE EMPLOYMENT PROGRAM **TITLE V**

Pamela Morris, Program Director

STAFF: 7

FUNDING SOURCE: Senior Service America, Inc.

CLIENTS: 81

PROGRAM OBJECTIVE: The South Central Human Resource Agency's Senior Service America, Inc. (SSAI) Title V Program is designed to assist economically disadvantaged people age 55 and over by providing immediate supplemental income, work experience and training at an approved training site, with an immediate goal of more permanent, unsubsidized employment. The program also is dedicated to strengthening families, communities, and our nation by providing older and disadvantaged individuals with opportunities to learn, work, and serve others.

SERVICES PROVIDED: The South Central Human Resource Agency SSA/Title V Program serves a twelve (12) county area with an allocated slot level of 81 clients for program year 2012-13 with slots assigned based on Census figures within our service area. We are also serving four (4) additional counties outside of the SCHRA area: Bledsoe, Grundy, Marion, and Sequatchie. Title V clients who cannot immediately be placed into an unsubsidized job receive assistance on finding a job and/or are assigned to eligible non-profit and government agencies for approximately 20 hours of work per week. In these assignments, clients receive valuable work experience and skill training while assisting their host agency in delivering essential community services. They also receive supportive services and training designed to prepare them for unsubsidized employment in the private sector.

CLIENTS SERVED BY COUNTY:			
Bedford	3	Lincoln	12
Bledsoe	14	Marion	14
Coffee	16	Marshall	10
Franklin	14	Mauzy	9
Giles	5	Moore	2
Grundy	9	Perry	3
Lawrence	7	Sequatchie	5
Lewis	1	Wayne	9
		TOTAL	133



CLIENT ELIGIBILITY: Clients must be age 55 or above, be a legal resident of the county in which they apply, and be capable of performing tasks involved in the community service employment assignment as stated in the training site description, and must be economically disadvantaged, as determined by the current federally established poverty guidelines - 125% scale.

Most clients are older women, many of whom have been recently widowed or divorced, have little recent work experience outside the home, and are frightened by the prospect of needing to compete for a job just to make ends meet. They are part of a generation that is too proud to accept public assistance and that understands what it means to work hard and do your best. While all need financial assistance, many clients also long for the social interaction - - the chance to continue learning and possibly start a new career and the opportunity to make a real difference in their communities.

ACCOMPLISHMENTS: Our 2013-2014 program year was one of our most challenging and exciting years that we have encountered in several years. This was the year that the Department of Labor enforced the durational limit rule – meaning that participants who had been on the program for four years would now have to be placed into employment, retire or be terminated from the program. Because the majority of our participants had been on the program for over four years, we had over thirty (30) who left the program bringing our numbers down very low. Title V had two challenges going on at one time – keeping up with new enrollments and terminations. Our employment goal was twenty-four (24) and by the end of our program year, we met all our goals!

LOW INCOME HOME ENERGY ASSISTANCE

Cindy Miles, Program Director

PROGRAM COORDINATOR: Debbie Williams

PROGRAM STAFF: 4 plus Neighborhood Service Personnel

FUNDING SOURCE: Department of Human Services – July – September 2013
TN Housing Development Agency – October 2013 – June 2014

CLIENTS SERVED: 8,347



PROGRAM OBJECTIVE: To provide assistance to elderly, handicapped and low-income persons with energy used to heat their homes through financial assistance to offset a portion of the cost. Priority for assistance is given to the lowest of income. Priority points are used to determine the amount of payment.

LIHEAP SERVICES PROVIDED:

County	Crisis Assistance		Energy Assistance		Total Crisis & Energy	
	Applications	Payments	Applications	Payments	Applications	Payments
Bedford	150	60,900.00	747	299,625.00	897	360,525.00
Coffee	118	48,375.00	1001	393,450.00	1,119	441,825.00
Franklin	98	39,825.00	773	308,550.00	871	348,375.00
Giles	89	35,250.00	685	275,925.00	774	311,175.00
Hickman	64	27,600.00	468	185,475.00	532	231,075.00
Lawrence	124	50,175.00	634	248,325.00	758	298,500.00
Lewis	32	13,800.00	382	151,350.00	414	165,150.00
Lincoln	90	35,700.00	424	167,100.00	514	202,800.00
Marshall	43	17,625.00	386	148,125.00	429	165,750.00
Maury	245	99,075.00	745	287,775.00	990	386,850.00
Moore	14	5,850.00	126	49,200.00	140	55,050.00
Perry	15	6,150.00	229	92,400.00	244	98,550.00
Wayne	41	17,250.00	624	246,675.00	665	263,925.00
Total	1123	457,575.00	7,224	2,853,975.00	8,347	3,311,550.00

Energy and Crisis Assistance is provided to eligible households through payment to a utility company or propane company.

PARTICIPANT ELIGIBILITY: In addition to general eligibility requirements at 150% of the federal poverty guidelines, applicants must be responsible for their own energy costs.

LIHEAP fiscal year now runs from October 1 – September 30, under a contract with Tennessee Housing Development Agency.

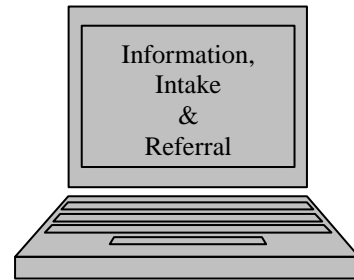
COMMUNITY SERVICES BLOCK GRANT

Cindy Miles, Program Director

PROGRAM COORDINATOR: Dee Dee Sneed

PROGRAM STAFF: 27

FUNDING SOURCE: Department of Human Services



PROGRAM OBJECTIVE: To provide a wide range of services and activities which will have a measurable and potentially major impact on poverty in the community. The Community Services Block Grant insures access to programs and services by elderly, handicapped and low-income persons through Neighborhood Service Centers in each of our 13 counties where experienced personnel assist in meeting the needs of the low income population.

SERVICES PROVIDED:

COUNTY	WAP Applications	CSBG Crisis	Total number Households Served Commodities	Meals Delivered	Companion Services	Child Support Referrals	Education Assistance
Bedford	1	22	542	1,344	1,268	1	3
Coffee	0	11	559	646	712	0	1
Franklin	7	11	486	513	805	0	0
Giles	5	3	497	355	378	0	3
Hickman	7	3	480	608	829	0	0
Lawrence	4	1	499	537	792	4	0
Lewis	4	4	293	443	591	0	0
Lincoln	0	15	431	379	638	0	3
Marshall	1	4	508	1,447	662	0	0
Maury	4	20	284	147	927	0	1
Moore	0	0	130	0	279	0	0
Perry	0	0	235	0	458	0	0
Wayne	5	2	452	1,289	432	0	1
TOTAL	38	96	5,396	6,721	8,771	5	12

SERVICES PROVIDED cont'd:

COUNTY	Income Management	Health	Employment	Total # Volunteers	Volunteer Hours	Information & Referral
Bedford	10	94	26	26	334	5,163
Coffee	5	10	17	13	146	6,319
Franklin	23	6	7	15	364	1,719
Giles	2	72	14	11	170	1,275
Hickman	1	14	5	12	156	4,324
Lawrence	1	26	18	18	193	2,168
Lewis	0	6	2	9	77	753
Lincoln	0	13	4	14	198	698
Marshall	15	7	17	12	114	589
Maury	27	67	14	8	126	1,804
Moore	0	10	5	5	40	710
Perry	0	13	0	9	59	1,115
Wayne	0	14	0	10	86	1,767
TOTAL	84	352	129	162	2,063	28,404

Home Delivered Meals provides delivery of nutritious meals to those who have limited mobility which impairs their ability to shop and cook for themselves.

Information & Referral is provided to individuals in need of assistance. If SCHRA provides the service, staff will be able to provide the information and assist them in getting the services. Staff is familiar with other resources in the community and will try to make referrals in order to meet the needs of our customers.

Companionship services are designed to alleviate the isolation of elderly and disabled individuals who have no one to check on them. Staff makes regular calls to clients to check on their wellbeing as well as make monthly home visits. Transportation to doctor appointments and grocery stores may also be provided if necessary.

Crisis Intervention can provide financial assistance to households who are facing eviction. This assistance is paid to the landlord/mortgage company. Case management and income management services are also provided to help alleviate the need for further assistance.

Health Component provides financial assistance to eligible individuals seeking help with health related expenses that are not covered by insurance (medication, dental and eye expenses). Assistance in completing forms to receive help with Medicare premiums (SHIP) is part of the Health Component. Transportation to doctor appointments may also be provided if public transportation is not available.

Employment Component can provide assistance for individuals seeking employment. Staff can assist clients in the preparation of a resume. Each office maintains a listing of any known jobs in the community. A summer youth program was offered for 5 weeks. This program offered work experience and training for graduating seniors.

Education Component provides financial assistance to eligible individuals needing help with post-high school education expenses not covered by tuition (books, fees, uniforms, etc.). Assistance with GED testing fees is provided.

Income Management provides assistance to households that need help budgeting their money. Under this component we also provide assistance with income tax preparation. There is a computer/printer in each office that will be accessible to individuals that want to prepare their own income taxes.

PARTICIPANT ELIGIBILITY: Direct services to clients, except information and referral, have an income eligibility requirement of 125% of the federal poverty guidelines. In addition to financial eligibility, need for service must be established according to the individual or household circumstances with priority given to the elderly and handicapped.



All Neighborhood Service Center Staff members and Senior Staff Members received ROMA (Results Oriented Management & Accountability) training in September 2014. NSC staff also had Case Management Training in 2014.

HOMEMAKER SERVICES

TITLE III-B HOMEMAKER, OPTIONS, FAMILY CAREGIVER, CHOICES, LONG-TERM CARE, & PERSONAL CARE

Donna Brazier, Program Director

PROGRAM COORDINATOR: Cindy Campbell

SUPPORT STAFF: Jo Ann Reynolds

PROGRAM STAFF: 44

BUDGET: per unit reimbursement rate

FUNDING SOURCE: South Central TN Development District,
AmeriGroup, AmeriChoice

CLIENTS: 149



PROGRAM OBJECTIVE: To provide homemaker, respite and/or personal care services to individuals 60 and over or who are disabled or incapacitated but wish to remain in their homes. These services may comprise basic housekeeping tasks, assist with bathing and more as determined by the SCTDD/AAAD.

SERVICES PROVIDED: The following is a report of activities and services for the year on the Options Programs, National Family Caregiver Programs, IIIB Homemaker and the Choices Program. These programs provide homemaker, personal care assistance and respite sitter care to the frail elderly and adults with disabilities in our area. The chart on the below reflects the total clients served and units of service (hours) provided for each service.

COUNTY	OPTIONS HOMEMAKER CLIENTS/HRS	OPTIONS PERS CARE CLIENTS/HRS	TITLE III HOMEMAKER CLIENTS/HRS	CAREGIVER HOMEMAKER CLIENTS/HRS	CAREGIVER SITTER CLIENTS/HRS	CHOICES PERS CARE CLIENTS/HRS	CHOICES ATTD CARE CLIENTS/HRS	CHOICES INHOME RESPITE CLIENTS/HRS
Bedford	2/68	0	2/192	0	0	0	0	0
Coffee	7/408	0	9/744	0	1/192	4/1104	1/1593	0
Franklin	14/1104	5/672	9/720	0	0	1/936	1/786	0
Giles	4/72	0	0	0	0	1/936	2/340	1/890
Hickman	8/696	1/48	3/288	0	4/768	0	0	0
Lawrence	1/24	0	2/192	0	1/48	0	1/720	0
Lewis	2/96	0	5/336	1/96	0	0	0	0
Lincoln	2/80	0	2/120	11/144	1/192	6/4614	1/1440	2/1200
Marshall	5/252	0	2/96	0	0	0	0	0
Maury	2/94	1/24	3/288	1/48	0	0	0	0
Moore	1/64	0	2/144	0	0	0	0	0
Perry	2/98	0	2/108	0	0	0	0	0
Wayne	1/68	1/48	2/48	1/96	1/192	1/330	0	0
TOTAL	51/3124	8/792	43/3276	14/384	8/1392	13/7920	6/4879	3/2090

Unit Cost Per Hour: Attendant Care - \$4.37; In-home Respite Care - \$4.07; Personal Care - \$5.13; Homemaker Title IIIB - \$20.44

PARTICIPANTS ELIGIBILITY: Individuals 60 years of age or an adult 18 years of age and older with a disability who is at risk of losing his or her independence is eligible for the program following an in depth assessment through the SCTDD/AAAD.

PRIVATE PAY Homemaker Services are available. This service provides light housekeeping and respite sitter services, on a fees basis, with no limiting qualifications. Call 1-800-221-2642, ext.120, for prices and more information.

SSBG/PROTECTIVE SERVICE HOMEMAKER

Cindy Miles, Program Director

PROGRAM COORDINATOR: Ruby Twyman

PROGRAM STAFF: 9 (stationed in Bedford, Coffee, Hickman, Lincoln, Marshall and Maury counties, but covers all 13 counties.)

FUNDING SOURCE: Department of Human Services

CLIENTS: 103



PROGRAM OBJECTIVE: To provide supportive services to adults (APS cases) who have been threatened with abuse, neglect, or exploitation, are unable to meet ADL's and require services in order to remain in home to prevent this from occurring.

SERVICES PROVIDED: Homemakers focus on activities which the client can no longer do for themselves and which are necessary for the client to remain at home including emotional support and encouragement during periods of loneliness and depression. Services are directed at teaching homemaking and daily living skills to these individuals.

Services provided include the following:

ADULT PROTECTIVE SERVICE CASES

COUNTY	CASES	CLIENTS	HRS. OF SERV. UNITS	COUNTY	CASES	CLIENTS	HRS. OF SERV. UNITS
Bedford	11	11	1238.50	Lincoln	10	11	672.00
Coffee	12	12	767.25	Marshall	12	12	1240.75
Franklin	10	10	613.00	Maury	17	18	898.25
Giles	4	4	406.25	Moore	0	0	0
Hickman	10	11	862.25	Perry	1	2	539.50
Lawrence	10	11	1085.50	Wayne	0	0	0
Lewis	1	1	20.50	TOTAL	98	103	8343.75

PARTICIPANT ELIGIBILITY: Eligibility is determined by the DHS caseworker. Need is established when an individual or family is experiencing a specific personal or social problem for which homemaker services is deemed to be the appropriate service.

EMERGENCY FOOD ASSISTANCE PROGRAM

Commodities

James Coy Anderson, Program Director

PROGRAM COORDINATOR: Dee Dee Sneed

STAFF: 4

FUNDING SOURCE: Tennessee Department of Agriculture

CLIENTS: 3,823 (July 2013 – June 2014)

PROGRAM OBJECTIVE: The South Central Human Resource Agency contracts with the Tennessee Department of Agriculture to distribute donated food items quarterly to households living in the 13 county service area.

PROGRAM ELIGIBILITY: Eligible households are defined as those households meeting one of the following requirements: 1) fall at or below 150% of the federal poverty guidelines; 2) proof of assistance programs such as food stamps, AFDC, SSI, Families First, public housing, and Low Income Heating Energy Assistance Program.

The Commodity Program fiscal year is October 1 – September 30.

This program utilizes 162+ volunteers with a total 2,063 volunteer hours at the distribution sites.

SERVICES PROVIDED July 2013 – June 2014:

COUNTY	CLIENTS	TOTAL UNITS DISTRIBUTED BY SCHRA
Bedford	365	41,394
Coffee	384	45,439
Franklin	356	45,009
Giles	288	39,236
Hickman	378	48,656
Lawrence	356	43,003
Lewis	282	30,356
Lincoln	343	39,052
Marshall	262	32,759
Mauy	216	24,602
Moore	101	11,338
Perry	179	18,529
Wayne	313	40,279
TOTAL	3,823	459,652

<p>TOTAL UNITS RECEIVED BY SCHRA JULY 2013 – JUNE 2014: 555,460</p>
--

**ALCOHOL/DRUG SAFETY EDUCATIONAL PROGRAM-
Prime for Life**

Cindy Miles, Program Director

STAFF: 2

FUNDING SOURCE: Local Performance Based

PARTICIPANTS: 108

PROGRAM OBJECTIVE: The Tennessee State Law (T.C.A. section 55-10-403) requires all persons convicted of driving under the influence of alcohol and other intoxicating drugs to receive a minimum of 12 hours of education pertaining to substance abuse and their ability to drive. The course must cover the traffic aspect of alcohol and drug use; physiological and psychological aspects of alcohol and other drug use. The court ordered educational program must be completed prior to having their driving privileges reinstated.

CLASS ATTENDEES:	
Hickman	45
Lawrence	37
Marshall	26
TOTAL	108

SERVICES PROVIDED: SCHRA has established an Alcohol/Drug Safety Program in Hickman, Lawrence and Marshall Counties. The class is held in Centerville on the first Saturday of each month; in Lawrenceburg on the second Saturday of the month; in Lewisburg on the third Saturday of the month.

WEATHERIZATION ASSISTANCE PROGRAM

Cindy Miles, Program Director

PROGRAM COORDINATOR: Debbie Hopkins

STAFF: 2

FUNDING SOURCE: Tennessee Housing Development Agency

CLIENTS SERVED: 38



PROGRAM OBJECTIVE: To improve energy efficiency and reduce energy costs of low income households by applying required materials to each unit.

SERVICES PROVIDED: The following is a break-out by county of units and dollar amount spent for time frame beginning July 1, 2013 thru June 30, 2014:

COUNTY	UNITS	\$ VALUE	COUNTY	UNITS	\$ VALUE
Bedford	2	\$ 4,174	Lincoln	4	\$ 14,890
Coffee	7	\$ 30,150	Marshall	2	\$ 6,950
Franklin	0	\$ 0	Maury	9	\$ 34,144
Giles	2	\$ 6,690	Moore	0	\$ 0
Hickman	3	\$ 15,623	Perry	1	\$ 5,255
Lawrence	4	\$ 18,764	Wayne	2	\$ 8,945
Lewis	2	\$ 7,948	TOTAL	38	\$ 153,533

PROGRAM ELIGIBILITY: Meet 200% of Federal Poverty Guidelines. Own or rent a dwelling which needs improvement to lower energy costs.

COMMUNITY CORRECTIONS PROGRAM

Judy McLeod, Program Director

CASE OFFICERS: Carlton Dudley, Vicki Davenport, Heather Nichols,
Shane Uselton, Anthony Perocchi, Gina Taylor and Bill Stone

COUNSELOR/CASE MANAGER: Sharon Medley

SURVEILLANCE OFFICER: Kevin Brown

TITLE V WORKER: Flossie Thomison

FUNDING SOURCE: TN Department of Corrections

PARTICIPANTS: Total served - 464

PROGRAM OBJECTIVE: Community Corrections is designed to help alleviate the overcrowding of prisons and jails by offering constructive sentencing options for non-violent offenders. The SCHRA Community Corrections Program serves the Circuit Courts of the 14th Judicial District – Coffee County, the 17th Judicial District – Bedford, Lincoln, Moore, and Marshall Counties, and the 22nd Judicial District – Giles, Lawrence, Maury and Wayne Counties. This program provides intensive monitoring of offenders, and includes necessary services to enhance a successful reintegration into society.

SERVICES PROVIDED: Funds are available for specialized psychological evaluations, substance abuse diagnosis and testing, drug/alcohol assessments and treatment. Clients can be referred to out-patient counseling for drug, alcohol or mental health issues. In-house services are available to assist clients with basic life skills, employment and education needs.

The following amounts were generated by Community Corrections participants in FY 2013/2014:

Victim Restitution Paid:	\$ 23,454.52
Court Costs/Fines Paid:	\$ 80,000.17
Wages Earned:	\$692,055.46
Child Support Paid:	\$ 15,995.48
Community Service Hours Worked:	\$ 10,821.00
Value of CSW (at \$7.25 per hour):	\$ 63,220.00
Number of face-to-face client contacts:	9986
Number of Home Visits:	1342



PARTICIPANT ELIGIBILITY: Participants are sentenced to the program by the residing judges in Circuit Court, based on eligibility guidelines as established under Tennessee Code Annotated 40-36-106 et seq.

FINGERPRINTING SERVICES

Judy McLeod, Program Director – Lincoln County Cindy Miles, Program Director – Lewis County

Technicians: Vicki Davenport, Heather Nichols, and Sharon Medley (Lincoln County)

Technicians: Angela Leigh and Melissa Rawdon (Lewis County)

PROGRAM OBJECTIVE: Providing fingerprinting services for the public. We receive \$3.00 per set of fingerprints captured.

We contract with Safran Morpho Trust USA and now have two sites – one in Lincoln County to service the eastern counties and one in Lewis County to service the western counties.



All fingerprint staff were required to participate in training as well as be vetted for security purposes. The security is higher with this provider and the laptop system has to be anchored to an immovable object in our office. All clients are required to provide a photo ID or 2 forms of other identification with their current address.

Fingerprints provided in the following months for FY'14:

Lincoln County				Lewis County			
2013		2014		2013		2014	
July	120	January	69	July	22	January	24
August	133	February	66	August	57	February	29
September	89	March	78	September	25	March	23
October	69	April	19	October	18	April	7
November	66	May	36	November	17	May	14
December	64	June	0	December	12	June	20
		Total	809			Total	268

Clients need to log on to website <http://www.L1enrollment.com> or call 1-855-226-2937 to register for an appointment prior to arrival at SCHRA to have fingerprints done.

Fingerprinting services in **Lincoln County** ended May 2014.

Fingerprinting in **Lewis County** is done on Fridays from 12:00 PM – 4:00 PM. Call 931-796-4825, for more information.

HEAD START/EARLY HEAD START PROGRAM

Laure Hopper, Program Director

ASSISTANT DIRECTOR: Jessica Chambers Miller

STAFF: 181

FUNDING SOURCE: U. S. Department of Health and Human Services; USDA funded by TN Department of Human Services, State & Local Appropriations

About Us:

SCHRA HS/EHS is located in Southern Middle Tennessee and we serve children and families in thirteen counties. We are the sixth largest program of the twenty-one programs in the state. Our funded enrollment for Head Start is 883 and 36 for Early Head Start. We have maintained 100% of our enrollment every month except for the 60 days prior to the end of the school year. We have 21 centers and 3 Pre-K collaborations, totaling 64 classrooms. Our Head Start operates full day (8:00a.m.-2:30p.m.) Monday thru Thursday, August- May. Our Early Head Start operates full day (8:00a.m.-2:00p.m.) Monday thru Friday, August- May with home base services provided June-July. Our centers are Tennessee State Childcare licensed, which implement the three-star rating system that uses the ECERS-R and ITERS-R to monitor learning environments and teaching practices.

We strive to meet the high demand for early care in our areas. Early Head Start is of great need in our areas and our EHS waiting lists ranged from 26 to 42 at each center, totaling 158 children and families in need for services.

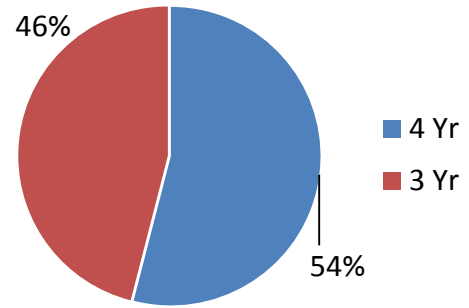
Collaborations with local school systems have resulted in blended funding and classrooms that enroll both Pre-K children and Head Start children. Three collaboration agreements are in place with Franklin, Maury and Wayne Counties. The Head Start staff work closely with our public school partners to ensure that Head Start child development services are maintained and monitored in the participating classrooms. These collaborations continue to bring about new challenges and opportunities to provide enhanced services to children and families in need.

Audit Information

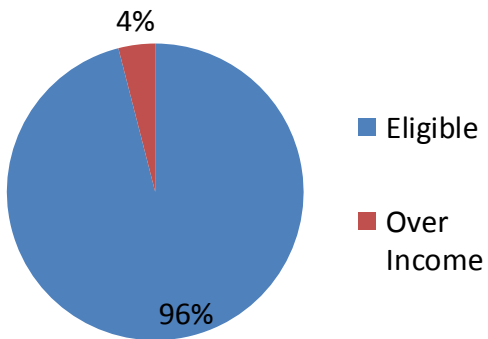
The 2013 Audit resulted in no deficiencies and the Agency's compliance with the requirements of major federal programs.

Our Demographics:

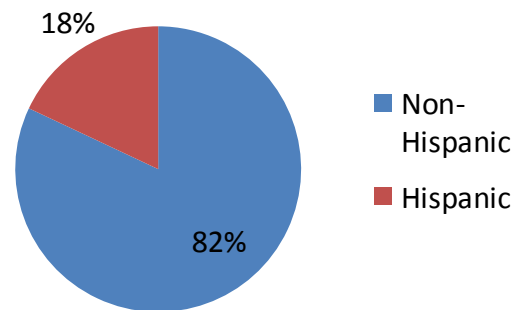
Ages



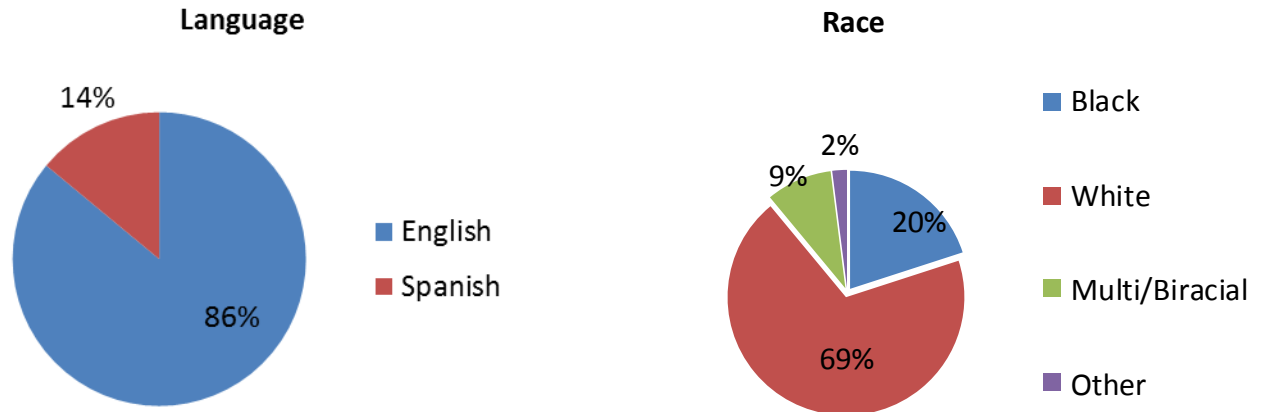
Income Eligibility



Ethnicity



Our Demographics:



School Readiness

We know that school readiness should take on a holistic approach and that is why we focus on not only academic skills, but medical needs, family's needs, and the family's preparedness. Along with establishing school readiness goals for the children we acknowledge that parents are their child's first educators and will continue to be throughout their child's educational career. We have developed involvement activities that support parents engagement in their child's learning. Some examples of these are:

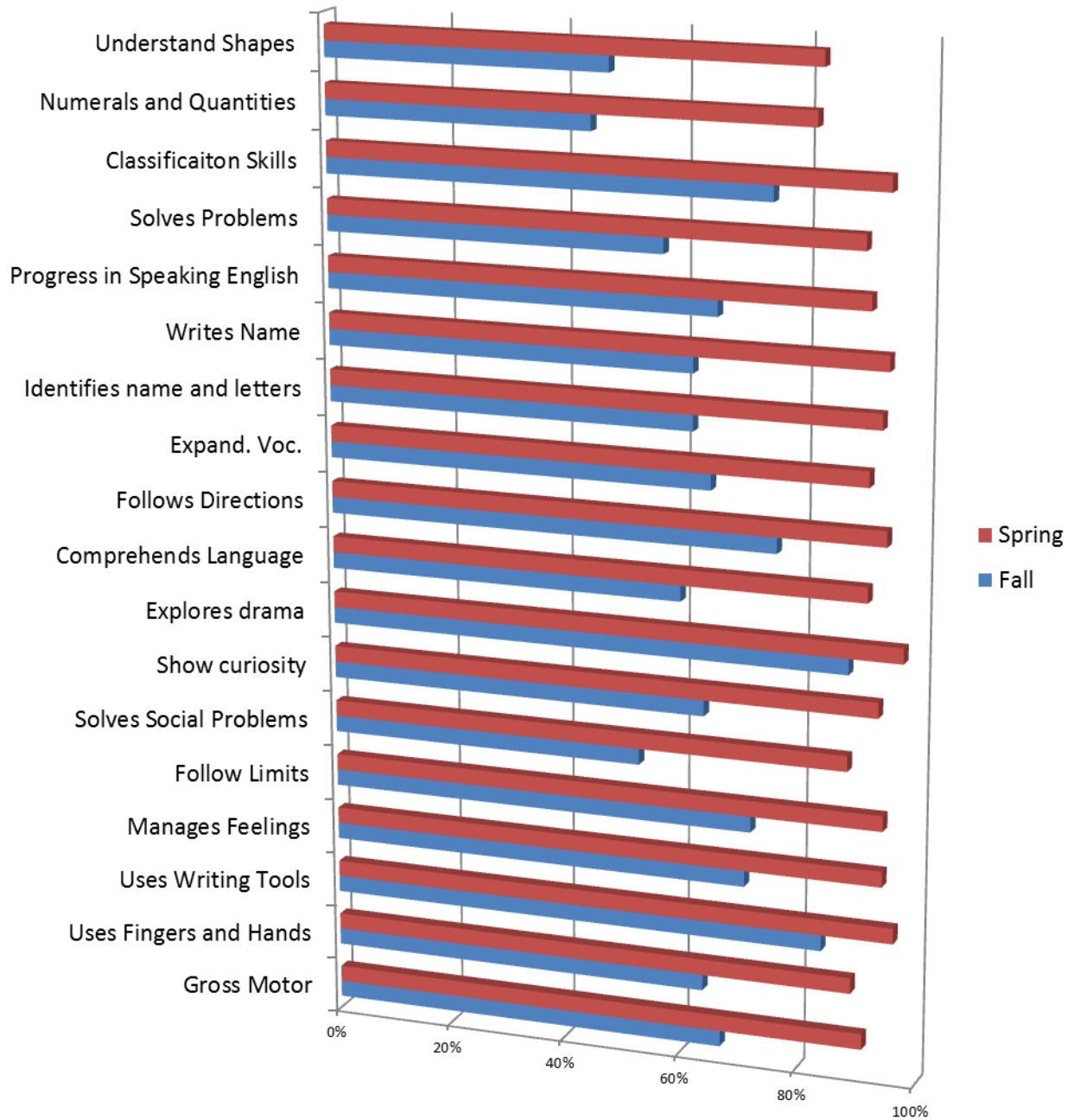
- ✓ Parent's input in their child's School Readiness Goals
- ✓ Make and Take Activities focused on School Readiness
- ✓ Activity nights covering literacy, health eating habits, etc.
- ✓ Grilling and Building with Guys for male involvement
- ✓ Kindergarten Transitions activities
- ✓ Monthly Parent Meetings

Another way that we prepare children for kindergarten is by utilizing the CLASS tool. CLASS is an observation tool that focuses on the quality of teacher-child interactions. These interactions are meant to enhance the child's learning through effective questioning and feedback that will promote children's thought process as well as providing positive communication and supporting their autonomy.

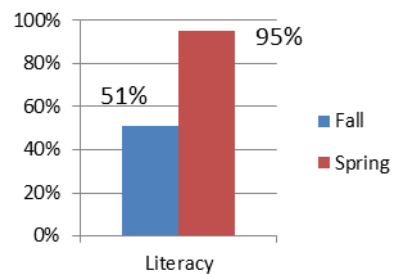
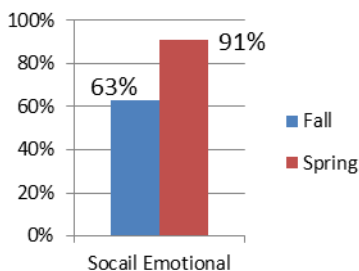
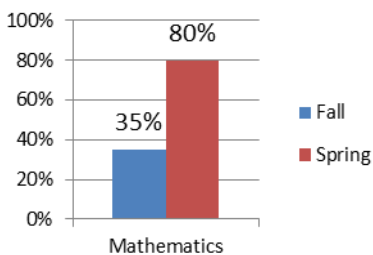
The following facts and charts summarize the children's progress over the program year.

School Readiness Outcomes:

(Children Meeting Expectations for Age)



2013-2014 Child Outcomes Areas of Largest Gains:



Health:

- ✓ 99% of children and pregnant women had insurance
- ✓ 98% had ongoing source of health care
- 85% children and pregnant women up to date for medical exams
- ✓ 96% had accessible dental care
- ✓ 92% received preventative dental care
- ✓ 96% up to date on all immunizations
- ✓ 4% received all immunizations possible, not up to date for age or exemption for immunizations

Disabilities:

- ✓ 11% of children had IEP/IFSP
- ✓ 58% were identified and diagnosed during program year
- ✓ 42% were diagnosed prior to enrollment

Mental Health:

- ✓ Consultant met with staff regarding 18 children's behavior/mental health
- ✓ Consultant met with 10 families regarding their children's behavior/mental health
- ✓ 6 families were referred to outside services

2013-2014 Proposed Budgets

2013-2014 Expenditures

<u>Head Start</u>	
Personnel	\$2,967,220
Fringe	\$1,681,904
Benefits	
Travel	\$9,250
Equipment	\$0
Supplies	\$172,296
Construction	\$27,168
Contractual	\$585,00
Other Costs	\$ 652,974
Admin Costs	\$485,492
Total	\$6,581,304

<u>Head Start</u>	
Personnel	\$2,786,858
Fringe	\$1,559,027
Benefits	
Travel	\$16,014
Equipment	\$0
Supplies	\$272,239
Construction	\$27,168
Contractual	\$495,662
Other Costs	\$781,154
Admin Costs	\$516,476
Total	\$6,454,598

<u>Early Head Start</u>	
Personnel	\$241,849
Fringe	\$171,773
Benefits	
Travel	\$0
Equipment	\$0
Supplies	\$26,769
Construction	\$0
Contractual	\$12,000
Other Costs	\$39,361
Admin Costs	\$45,356
Total	\$537,111

<u>Early Head Start</u>	
Personnel	\$240,282
Fringe	\$145,766
Benefits	
Travel	\$0
Equipment	\$0
Supplies	\$30,629
Construction	\$0
Contractual	\$5,842
Other Costs	\$33,368
Admin Costs	\$42,427
Total	\$498,314

**Head Start/Early Head Start
Public/Private Funds Received July 2013 – June 2014**

Source	Amount	Source	Amount	Source	Amount
Unitarian Church	300.00	Nancy Jolley	20.00	Pioneer Credit	60.00
Hickman Co BOE	750.00	Franklin Co Lumber	25.00	Telecom Pioneers	200.00
Franklin Co Gov't	190.00	Davis, Kessler & Davis	50.00	Cubic Transportation	50.00
Highland Rim Kiwanis	216.00	Franklin Co United Bank	50.00	Unitarian Universalist	300.00
Shopko Hometown Foundation	500.00	Mt View Realty	25.00	Heather Hinds Duncan	75.00
North Funeral Home	25.00	James Penland	50.00	Wal-Mart	1,000.00
Ikard	210.00	Moore Cortner	50.00	Total	4,291.00
Hangers Flooring	20.00	A-1 Quick Cash	20.00		
Franklin CO Financial	25.00	First Community Bank	80.00		

COMMUNITY REPRESENTATIVE PAYEE PROGRAM

Cindy Miles, Program Director

PROGRAM COORDINATOR: Lora Whitmore

STAFF: 3

FUNDING SOURCE: Fee from Clients

TOTAL CLIENTS: 262

BENEFITS OVERSEEN: \$2,214,438

PROGRAM OBJECTIVE: The Payee Program offers money management services to assist persons who are incapable of budgeting, paying routine bills, and keeping track of financial matters.

ELIGIBILITY: Persons must receive Social Security or some type of disability benefit. The recipient must be certified by a physician or judge to be incapable of money management.

Clients Served:

Bedford	28	Moore	03	Wilson	01
Coffee	35	Perry	06	Arkansas	01
Franklin	15	Wayne	03	Georgia	01
Giles	18	Davidson	09	Kentucky	01
Hickman	06	Decatur	02	Michigan	01
Lawrence	34	Grundy	01	Missouri	01
Lewis	05	Hamilton	01	New Jersey	01
Lincoln	23	Hardeman	01	Oklahoma	01
Marshall	20	Washington	01	Texas	01
Maury	41	Williamson	01	TOTAL	262



CRPP GOALS:

- To ensure payments are used for the client's current needs or saved if not needed.
- To ensure client continues to meet eligibility requirements for disability benefit payments.
- To assist with development and implementation of a monthly budget to ensure availability of funds throughout the month.
- To provide collaborative effort with other agencies to ensure recipient is receiving appropriate and essential services.

IN LOVING MEMORY



Jackie Skelton

January 30, 1939 - September 29, 2014

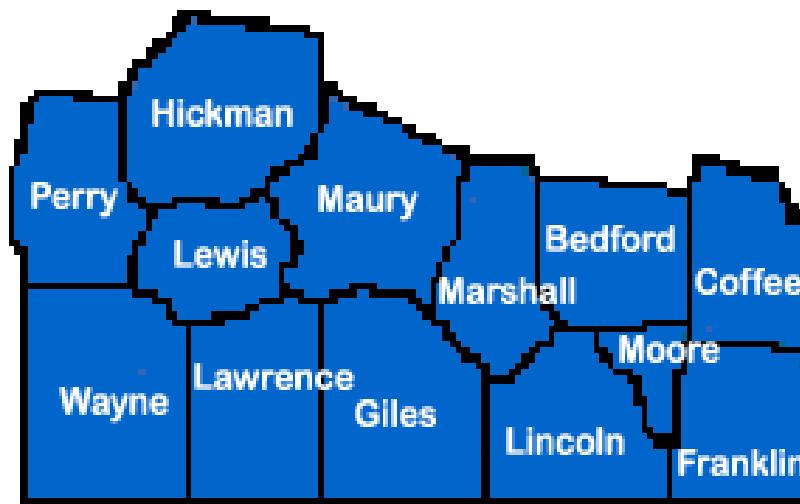
*Mr. Skelton was a Van Driver for the Nutrition Program
at the Hohenwald kitchen for nine years.*

*The dedication, loyalty and friendship of Mr. Skelton
will be missed deeply by SCHRA.*

Visit our website at www.schra.us
and like us on Facebook



“HELPING PEOPLE HELP THEMSELVES”



South Central Tennessee

Central Office located in Lincoln County
1437 Winchester Hwy., Fayetteville, TN 37334
931-433-7182 or 1-800-221-2642